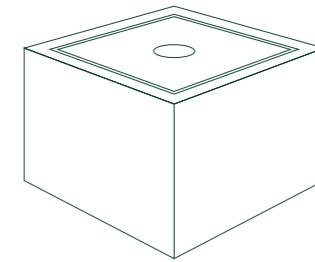


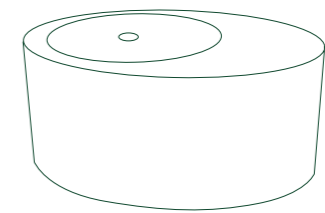


DOMANI · FOUNTAINS

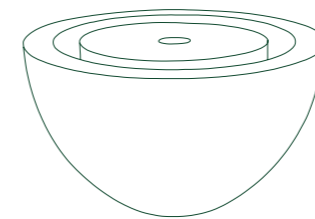
Zinc



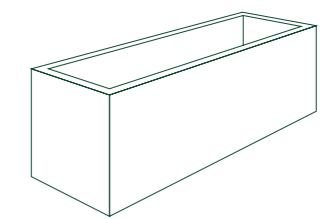
HZCF50
size _____ 80 x 80 x \updownarrow 50 cm
weight _____ 35 kg
volume _____ 90 l
pump _____ Eco 1500



HZORF120
size _____ 120 x 90 x \updownarrow 50 cm
weight _____ 55 kg
volume _____ 90 l
pump _____ Eco 3000



HZRF100
size _____ \varnothing 100 x \updownarrow 50 cm
weight _____ 36 kg
volume _____ 80 l
pump _____ Eco 1500



HZFR200
size _____ 200 x 60 x \updownarrow 60 cm
weight _____ 80 kg
volume _____ 550 l
border _____ 4 cm
pump _____ Eco 6000