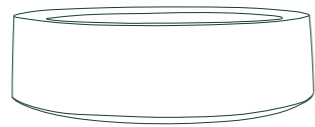


DOMANI · HAVANA




# DOMANI · HAVANA



TPLH80

height	27 cm	10.5 in
width ø	80 cm	31.5 in
opening ø	73 cm	29 in
weight	60 kg	133 lb



TPH50

height	42 cm	16.5 in
width ø	50 cm	20 in
opening ø	40 cm	16 in
weight	35 kg	77 lb

TPH70

height	58 cm	23 in
width ø	70 cm	27.5 in
opening ø	57 cm	22.5 in
weight	74 kg	163 lb

TPH55

height	45 cm	18 in
width ø	55 cm	22 in
opening ø	45 cm	18 in
weight	41 kg	91 lb

TPH80


height	66 cm	26 in
width ø	80 cm	31.5 in
opening ø	67 cm	26.5 in
weight	91 kg	201 lb

## SPECIFICATIONS


indoor & outdoor use | with drainage hole | frost-proof

please note these shapes need more care if they are planted and placed outside

Ice | ICE



Swamp | SW



Petrol | PO



Lavender | LA



Plum | PL

